

West Contra Costa Unified School District
Office of the Superintendent

Friday Memo
January 11, 2019

Upcoming Events – Matthew Duffy

January 14: Kindergarten Registration Begins
January 15: DLCAP, Kennedy Library, 6:30 PM
January 15: Agenda Setting, Superintendent’s Office, 4:00 PM
January 17: Board Subcommittee Meeting, Alvarado Room 1, 3:00 – 5:00 PM
January 18: End of Second Quarter
January 19: Board Retreat, Pinole MS Library, 12:00 – 4:00 PM
January 21: Martin Luther King Jr. Holiday, schools and office closed
January 22: Secondary Work Day, No school for middle and high schools
January 22: African American Site Advisory Team (AASAT), DeJean, 6:00 PM
January 23: Board of Education Meeting, DeJean MS, 6:00 PM
January 28: Agenda Setting, Superintendent’s Office, 4:00 PM
January 31: 100th Day of Instruction
February 4: Open Enrollment Begins

Proposition 39 Charter Facilities Requests for 2019/2020 – Lisa LeBlanc

The intent of Education Code 47614 is that public facilities should be shared fairly among all public school pupils, including those in charter schools. The District, therefore, must share their facilities with charter schools and the offered facilities must be reasonably equivalent to the District’s other facilities. Reasonably equivalent facilities equate to comparable in quality and quantity to district-operated schools, must be contiguous (located together at one site, not spread across a campus or multiple sites), and be similarly furnished and equipped as the District’s comparison schools.

The deadlines are as follows:

November 1	Charter School’s written request for facilities
December 1	District’s objections to Charter’s average daily attendance (ADA)
January 2	Charter’s response to District’s objections of ADA
February 1	District provides preliminary offer of facilities and draft agreement
March 1	Charter to respond to District’s preliminary offer
April 1	School District to provide final facilities offer
May 1	Charter may accept school district’s final facilities offer

The District received two charter facilities requests for the 2019/20 school year. Voices, currently co-located at Pinole Middle School, is requesting additional facilities to accommodate their projected ADA of 161.02. Voices is approved for and anticipates growing to approximately 500 K-6 students over the next several years. Voices will be serving TK-3 for school year 19/20. Invictus, currently co-located at Crespi Middle School, is also requesting additional facilities to accommodate their projected ADA of 163.2 for school year 19/20. Invictus is approved for and anticipates growing to 640 7-12 students over the next several years. Invictus will be serving 7th and 8th graders for 19/20.

The District is currently in discussions with both charter schools regarding their 19/20 facility needs. Pursuant to the Education Code, the district is required to provide the charters with a preliminary

West Contra Costa Unified School District
Office of the Superintendent

offer by February 1, 2019, which typically reflects the discussions held between the parties regarding the proposed space being offered. Ultimately, the Board will make the final decision by considering approval of a Facilities Use Agreement after May 1, 2019.

In addition to the above, the District previously entered into long-term agreements with Richmond College Prep (K-8) located next to Nystrom Elementary School, and Caliber (K-8), currently located on the Kennedy High School campus.

Annual Report WCCUSD Charter Elementary Schools – Gracie Guerrero

The attached report provides information on Charter Law, ethnic demographics, subgroups and SBAC data for District and County-sponsored Charter schools serving students from West Contra Costa Unified School District. The report is focused on the Academic Year 2017-18.

Attendance Area Boundaries – Matthew Duffy

At the January 9 Board meeting, the Board requested more information on current attendance boundaries. While we continue to examine our school attendance boundaries, I have enclosed the current school attendance boundary maps for your review.

Annual Report, 2017-18

Elementary and Multi-level Charter Schools
Serving Students of West Contra Costa Unified
School District

Background

Charter schools are free, public schools that offer parents and students choice. Charters are governed by fewer regulations in exchange for high accountability for student learning (California Charter Schools Association, CCSA.2018). Funded under the Local Control Funding formula (LCFF), Charters receive state and local tax dollars depending on student enrollment and daily attendance. These schools must hire credentialed teachers for all core classes, and they cannot discriminate based on race, religion, economic status, Special Education, Language support needs or educational attainment. Charter schools legislation states the intention to offer teachers professional opportunities such as greater responsibility for the learning program, and parents greater access to authentic input.

Charter Schools in West Contra Costa Unified, Grades Served and Enrollment

The Charter Schools authorized by West Contra Costa Unified School District are listed next with grade levels served, and approximate enrollment (actual enrollment fluctuates). With the exception of Manzanita Middle School, each of the charter schools listed has stated an intention to grow—some by expanding upward (Voices, Invictus Summit, RCP) and others by expanding class size.

School	Grade Levels	Enrollment
Aspire Richmond Technology Academy (RTA).	K-5 th	342
Aspire Richmond California College Prep Academy (CPA)	6-12 th	546
Amethod Benito Juarez Elementary (BJE)	TK-5 th	422
Amethod Richmond Charter Academy (RCA)	6-8 th	269
Amethod John Henry High School (JHHS)	9- 12 th	312
Leadership Public High Richmond (LPS)	9-12 th	570
Manzanita Middle School	6- 8 th	119
Richmond College Prep (RCP)	TK-8 th	536
Voices College Bound Language Academies	TK-2 nd	116
Summit Tamalpais	7-9 th	347

The charter schools authorized by the county follow.

School	Grade Levels	Enrollment
Caliber Beta Academy (CBA)	Tk-8 th	792
Making Waves Academy (MWA)	5- 12 th	792
SummitK2	7-11 th	336
Invictus Academy	7 th	79

Total enrollment for District schools is 3579 students, and County-sponsored serve 1999 students for a grand total of **5578** students.

Charter Requirements as Stated by Statute

Statutes that guide charter operators and District or County Offices of Education authorizers include the following.

- 47604.3: A charter school shall promptly respond to all reasonable inquiries, including, but not limited to, inquiries regarding its financial records.
- 47604.32: Each chartering authority, in addition to any other duties imposed...shall do all of the following with respect to each charter under its authority:

- (a) Identify at least one staff member as a contact person for the charter school.
- (b) Visit each charter school at least annually.
- (c) Ensure that each charter under its authority complies with all reports required of charter schools by law, including the annual update required pursuant to Section 47606.5.
- (d) Monitor the fiscal condition of each charter school.
- (e) Provide timely notification to the department if any of the following occur or will occur with regard to a charter school:
 - a. Renewal
 - b. Revocation
 - c. Should charter cease operation for any reason
- 47604.33 lists fiscal reporting requirements, and includes: a preliminary budget by July 1; an annual update; an interim financial report; a second interim financial report; a final unaudited report for the full year. An authorizing District or County office is “required by this section to assess the fiscal condition of the charter school pursuant to subdivision (d) of Section 47604.32.

As the authorizing District, staff are required to oversee charter performance, adherence to law, and to the stated goals, processes, and outcomes named in each approved charter document.

Districts use a variety of methods to measure student outcomes including the Charter-determined and specified goals, student enrollment composition such as demographics and “special populations” including Foster and Homeless youth, and English Language Learners. District staff also uses LCAP documents where Charter schools identify expected student learning outcomes in statistical form.

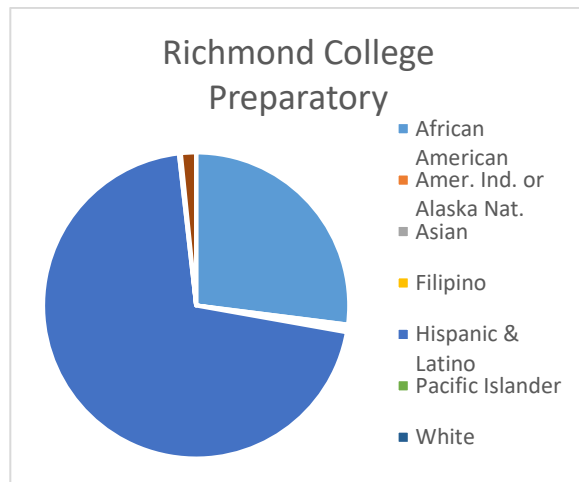
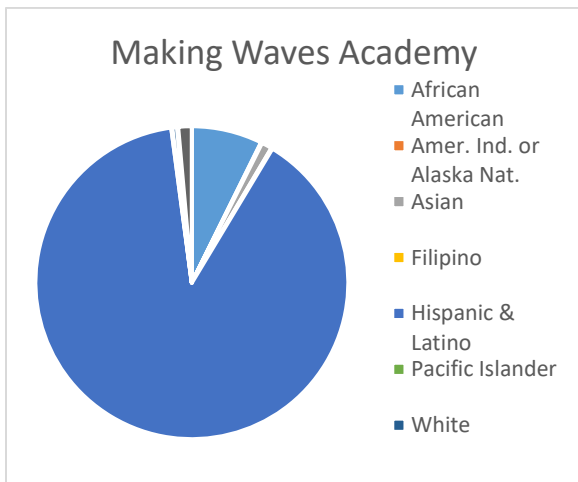
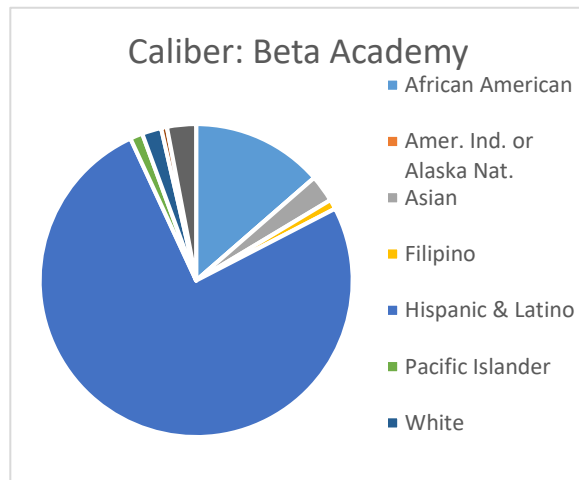
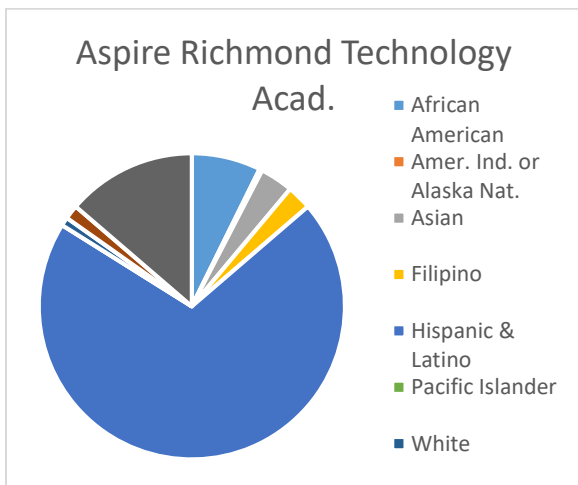
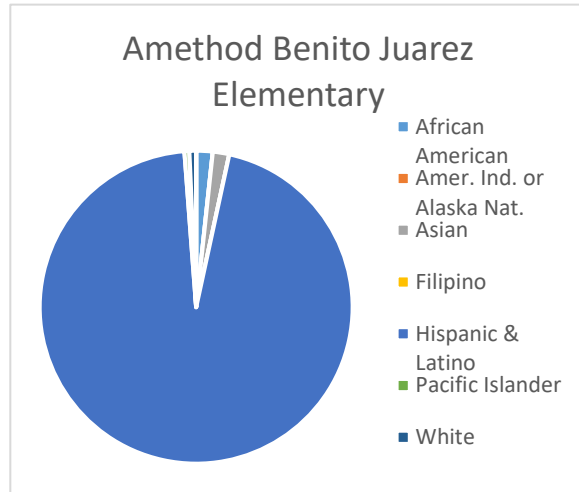
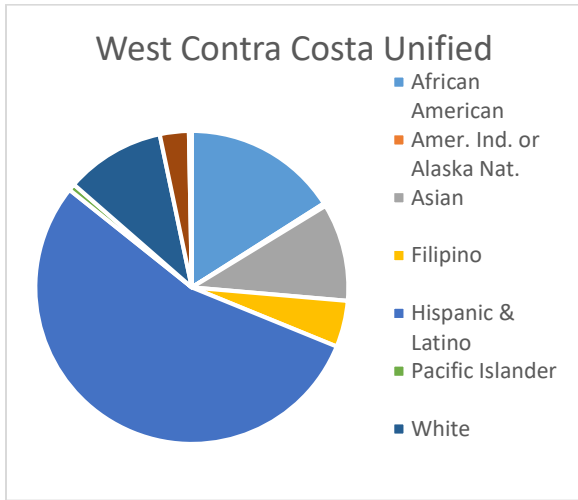
Data

This report will include data for ethnic demographics, special populations, and finally SBAC data for the elementary schools serving students in WCCUSD including Aspire Richmond Technology Academy, Amethod Benito Juarez Elementary, Caliber Beta Academy, Making Waves Academy, and Richmond College Prep. All data in this report was acquired on the California Department of Education website, using Dataquest (<https://dq.cde.ca.gov/dataquest/>).

Ethnic Demographics

Name	African American	Amer. Ind. or Alaska Nat.	Asian	Filipino	Hispanic & Latino	Pacific Islander	White	Two or More Ethn.	No Resp.	Total
West Contra Costa Unified	16.00%	0.30%	10.10%	4.80%	54.60%	0.70%	10.30%	3.00%	0.30%	31,649
Aspire Richmond Technology Acad.	7.30%	0.30%	3.50%	2.60%	70.20%	0.00%	0.90%	1.50%	13.70%	342
Amethod Benito Juarez Elementary	1.70%	0.00%	1.70%	0.00%	95.40%	0.50%	0.70%	0.00%	0.00%	417
Richmond College Preparatory	27.00%	0.40%	0.20%	0.20%	70.40%	0.20%	0.00%	1.60%	0.00%	503
Making Waves Academy	7.30%	0.10%	1.10%	0.10%	89.20%	0.10%	0.50%	0.10%	1.40%	795
Caliber: Beta Academy	13.60%	0.00%	2.80%	1.00%	75.70%	1.30%	2.00%	0.60%	3.00%	793

Note: Voices website (voicesacademies.org) declares that in 2018-19 96% of students are Hispanic/Latino.

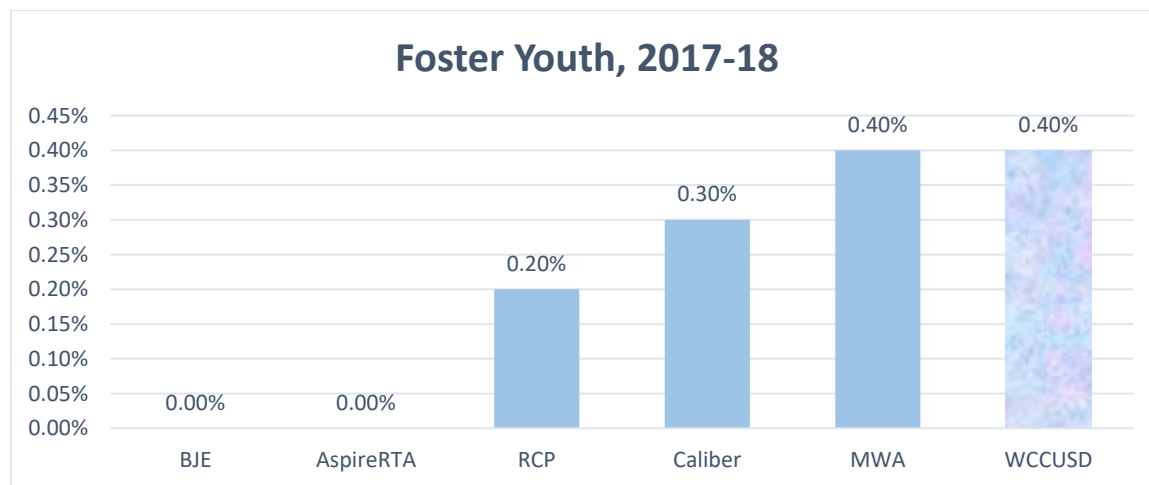


Special Populations

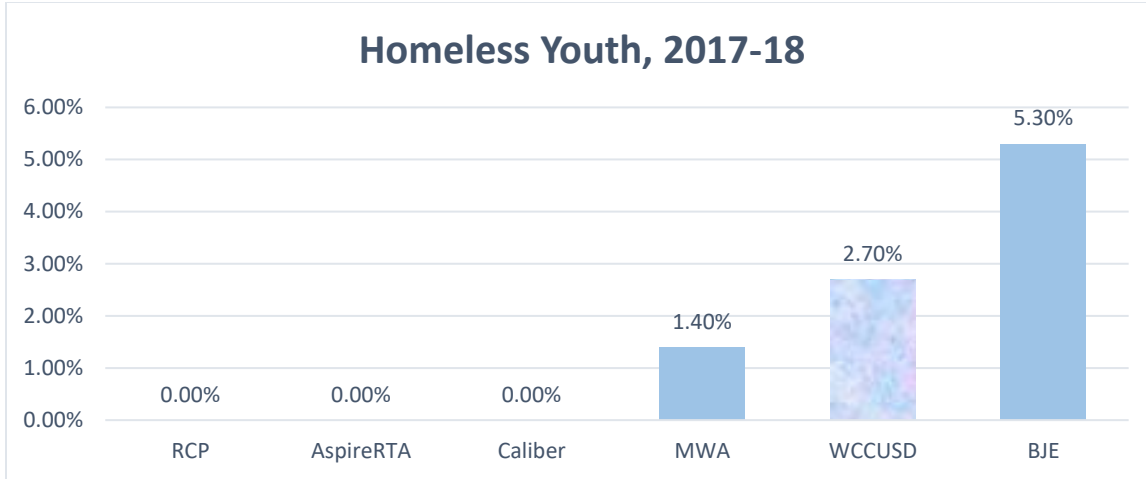
Homeless and Foster Youth, Special Education, Socioeconomically Disadvantaged and English Language Learners

The California Department of Education tracks and reports factors known to influence educational attainment, and has named these groups as “Special Populations”. While not destiny, a student’s inclusion in one or more of a “Special Population” poses challenges for that student. For example, if a student’s first concern is finding shelter for the night homework may slip in priority. Data are presented first in table format, then in bar charts. Individual schools are compared, and tables are available at the end of this report. The data below uses District averages, and the note section following each chart provides California State Averages.

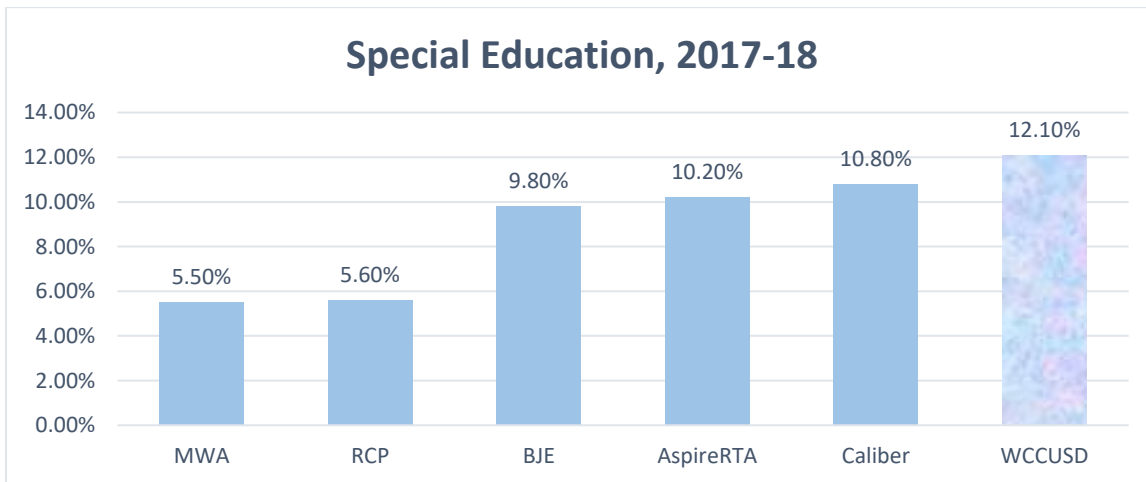
	English Language Learners	Foster Youth	Homeless Youth	Special Education	Socioeconomically Disadvantaged
WCCUSD	33.80%	0.40%	2.70%	11.70%	72.10%
Amethod Benito Juarez Elementary	56.40%	0.00%	5.30%	9.80%	61.40%
Richmond College Prep	47.30%	0.20%	0.00%	5.60%	83.50%
Aspire Richmond Tech Academy	40.40%	0.00%	0.00%	10.20%	85.10%
Caliber Beta Academy	30.30%	0.30%	0.00%	10.80%	81.50%
Making Waves Academy	19.50%	0.40%	1.40%	5.50%	89.70%
“Voices” per website:	57%	N/A	N/A	11%	64%



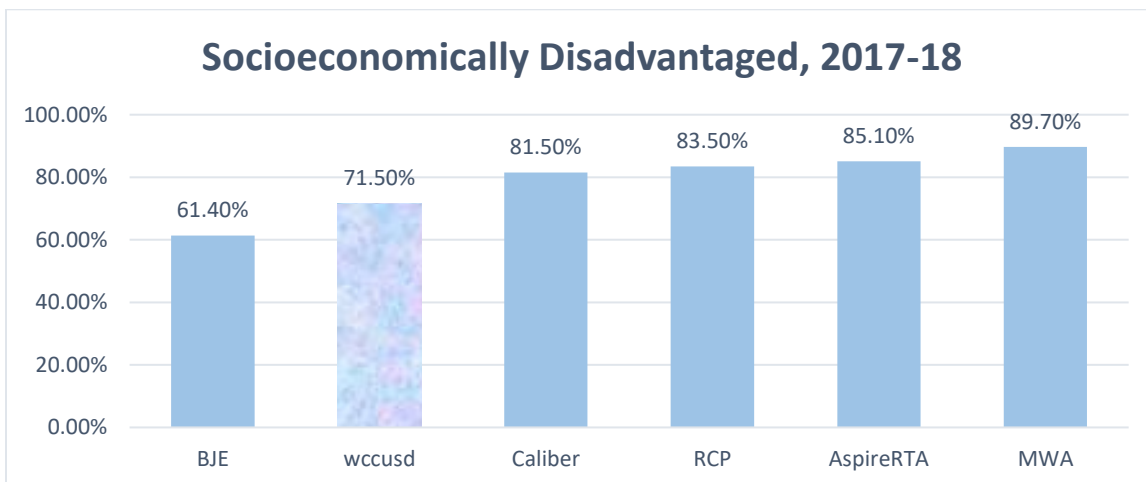
Note: Statewide Foster population enrolled in the Traditional Public Schools (TPS) was 0.6%



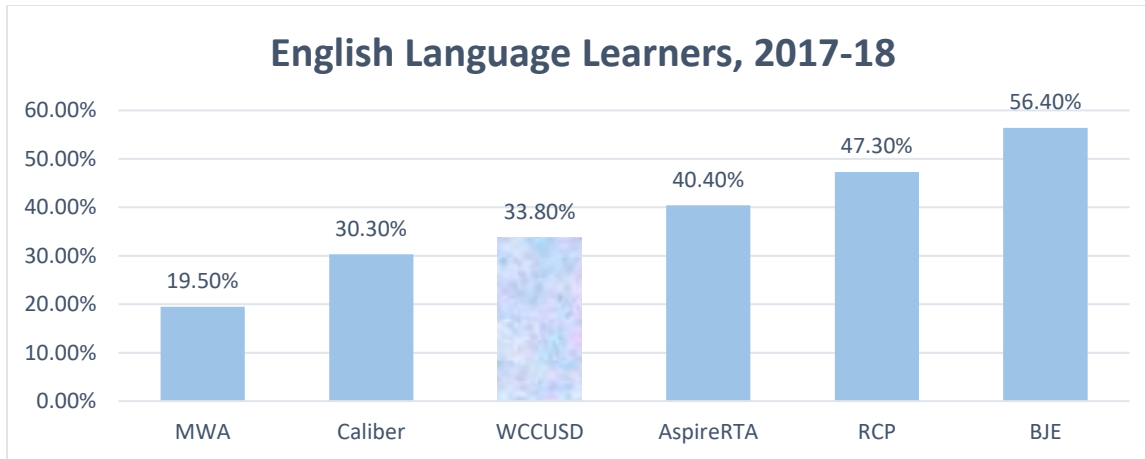
Note: Statewide percentage of Homeless Youth enrolled in the TPS was 3.5%.



Note: Statewide percentage of Special Education Students enrolled in the TPS was 11.5%.



Note: Statewide percentage of students living in poverty, and enrolled in the TPS was: 61.6%. Voices is 64%



Note: Statewide percentage of ELL students enrolled in the TPS was 20.9%.

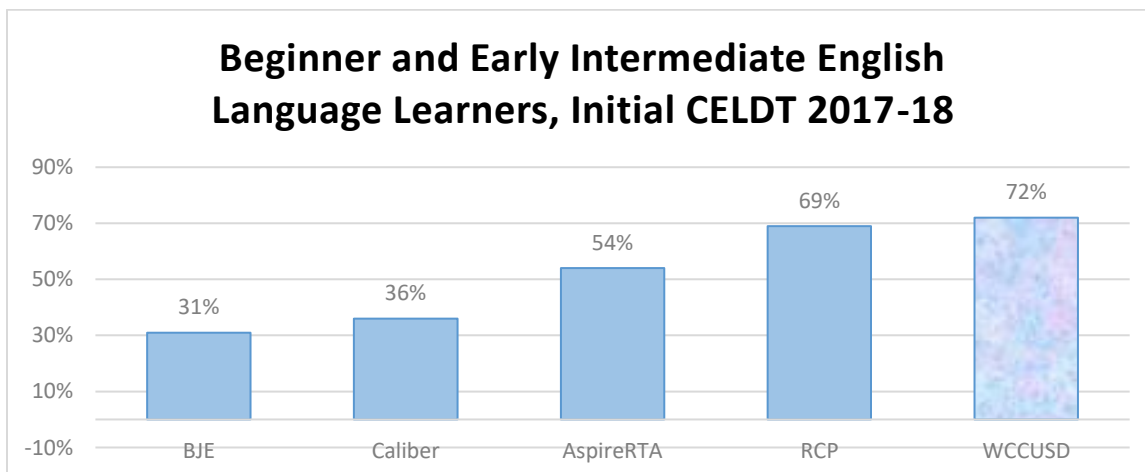
English Language Learner Background

Schools test students to enable teachers to meet specific language needs, sorting students into one of five possible groups. The five levels from the newest to most advanced speakers are Beginner, Early Intermediate, Intermediate, Early Advanced and Advanced.

Frequently fully enrolled at the start of each year, charter schools do not have as many Beginner or Early Intermediate students—as demonstrated by the following chart.

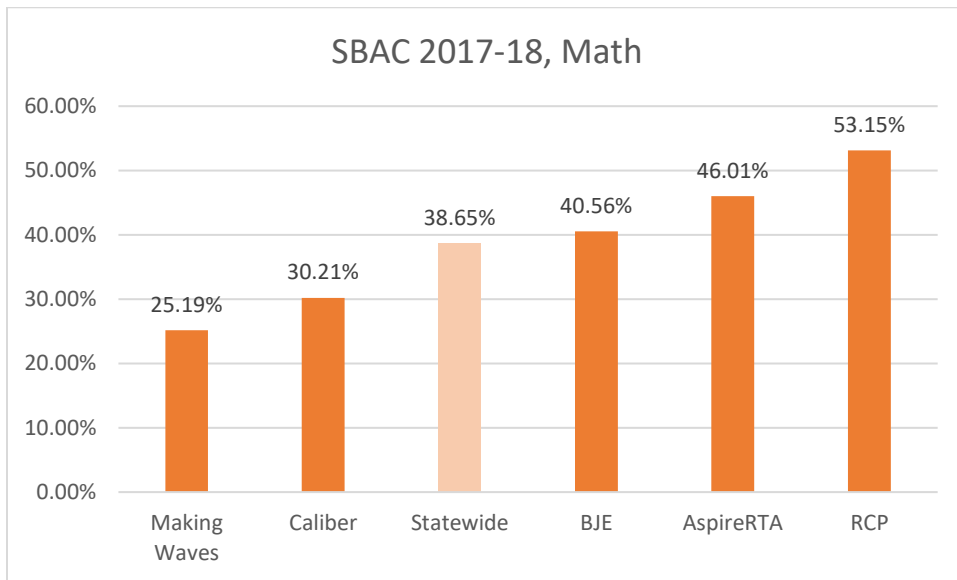
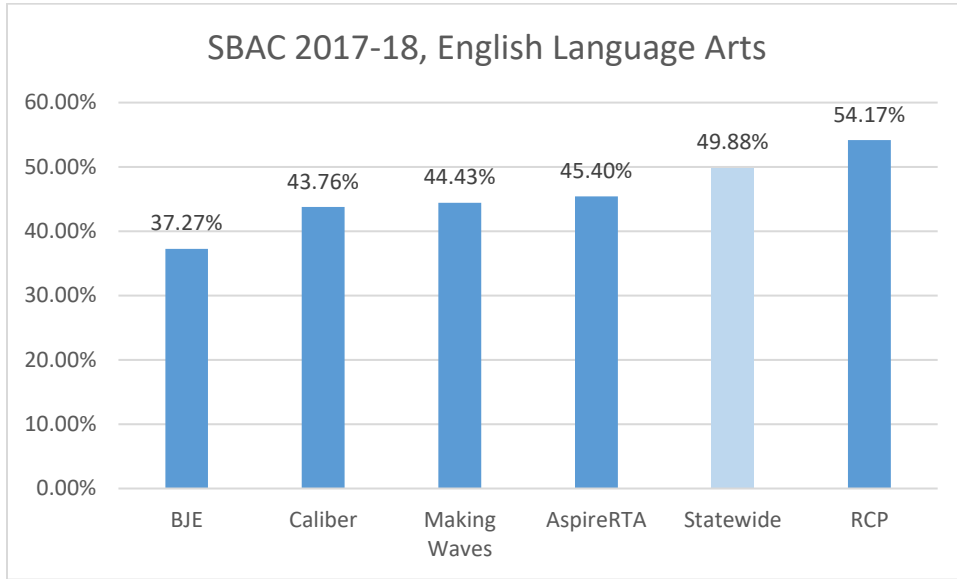
Charter or District	Beginner & Early Intermediate
Amethod Benito Juarez Elementary	31%
Caliber Beta Academy	36%
Aspire Richmond Tech Academy	54%
Richmond College Prep	69%
WCCUSD	72%

The impact is revealed in SBAC scores, as students are tested in a language that they are in the process of learning, and do not yet have proficiency.



Note: Making Waves Academy showed no results in Dataquest, so is not included.

SBAC Testing Data



District Schools That Met or Topped Statewide Results

ELA

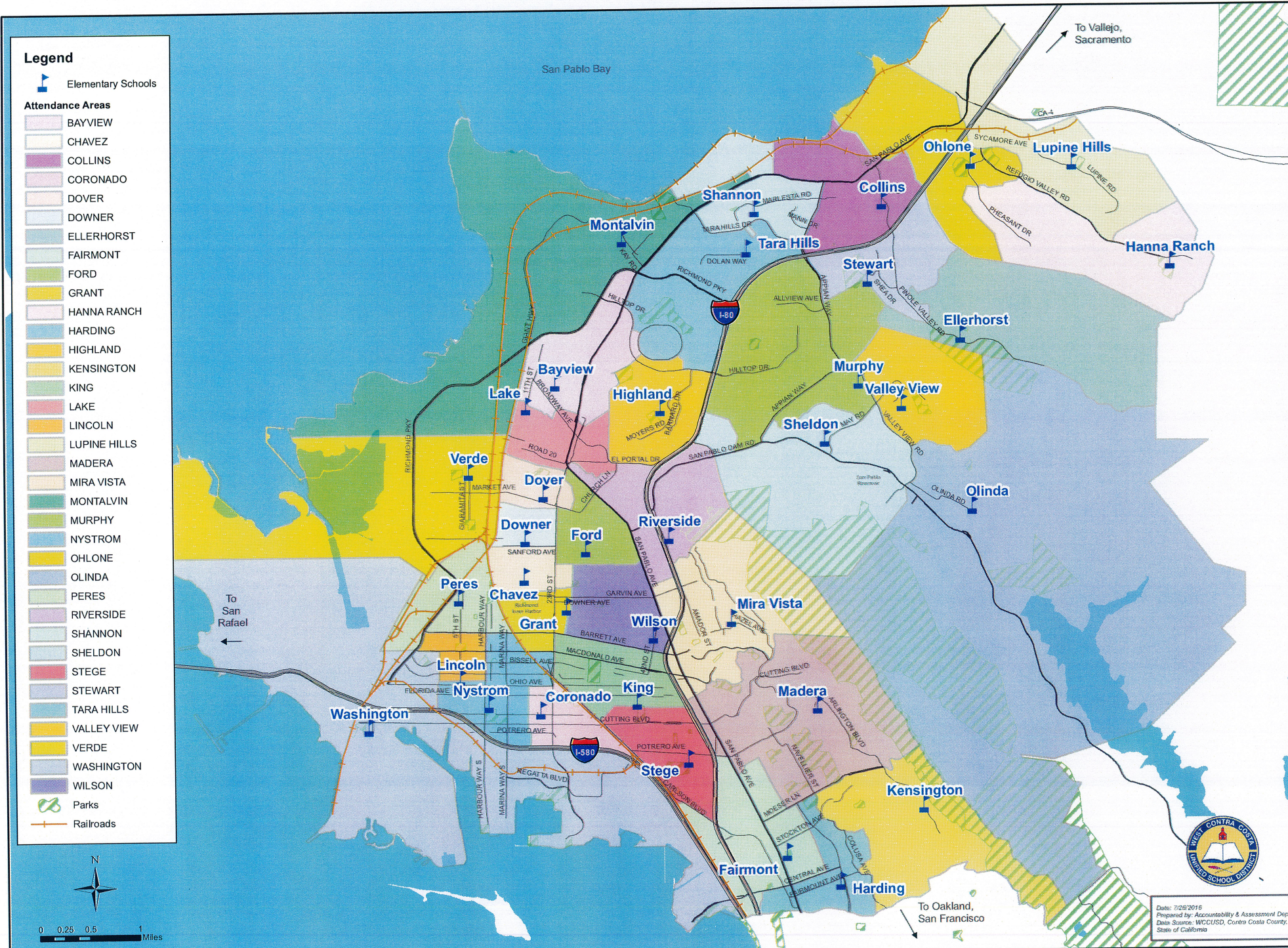
Olinda
 Hana Ranch
 Olinda
 Ohlone
 Harding
 Madera
 Kensington

Math

Olinda
 Shannon
 Ohlone
 Hana Ranch
 Harding
 Madera
 Kensington

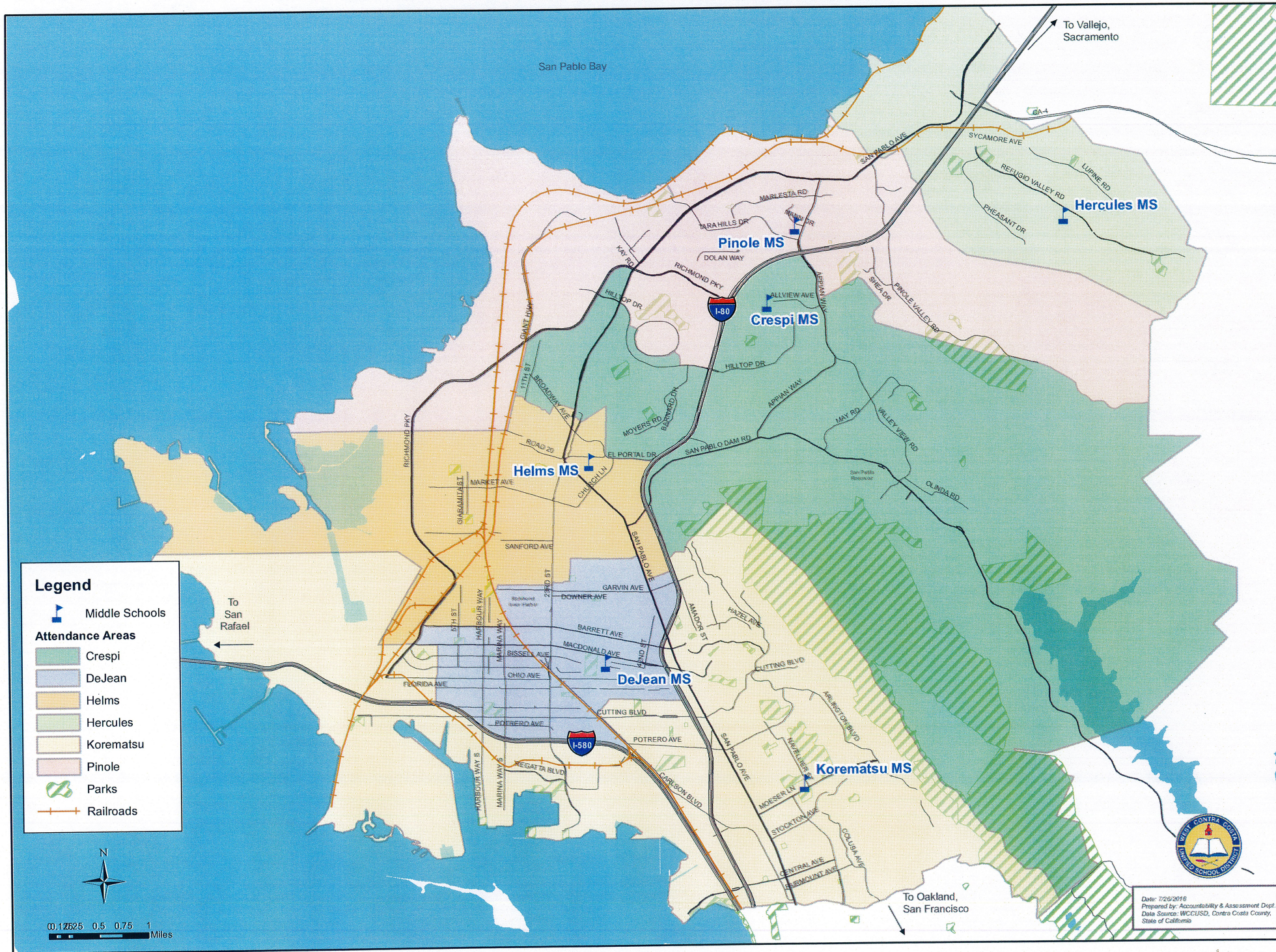
Montalvin was within .39% of inclusion for ELA (49.49%).

WCCUSD ELEMENTARY SCHOOL ATTENDANCE AREAS



Date: 7/25/2016
 Prepared by: Accountability & Assessment Dept.
 Data Source: WCCUSD, Contra Costa County,
 State of California

WCCUSD MIDDLE SCHOOL ATTENDANCE AREAS



WCCUSD HIGH SCHOOLS & HIGH SCHOOL ATTENDANCE AREAS

